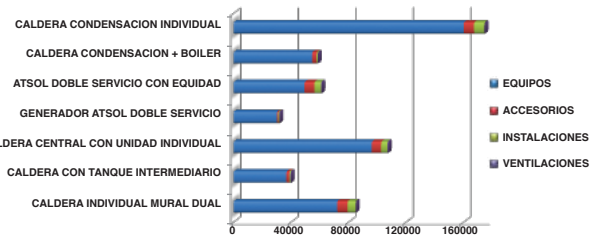
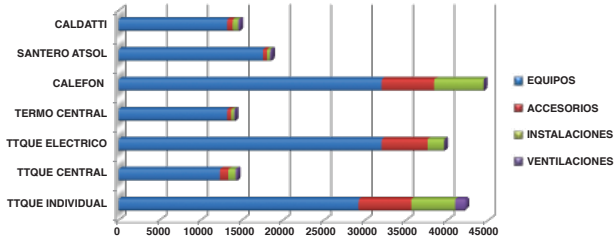


# COMPARATIVAS TECNICAS Y DE INVERSION

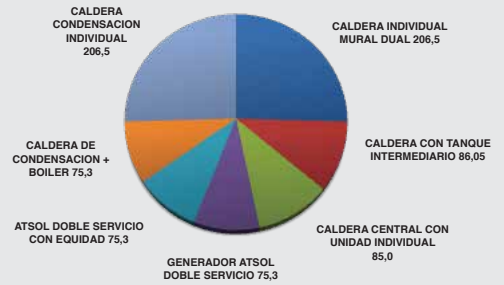
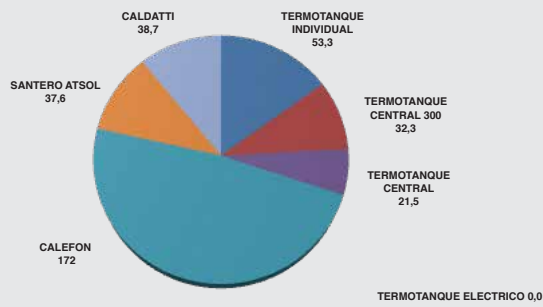
## CALCULO DE AGUA CALIENTE SANITARIA EN EDIFICIO DE 80 dpt. DE 3 amb.

## CALCULO DE A.C.S. Y CALEFACCION EN EDIFICIO DE 80 dpt. DE 3 amb. Y 80 m<sup>2</sup> c/u.

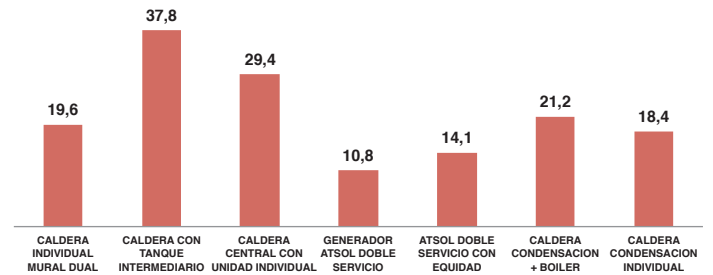
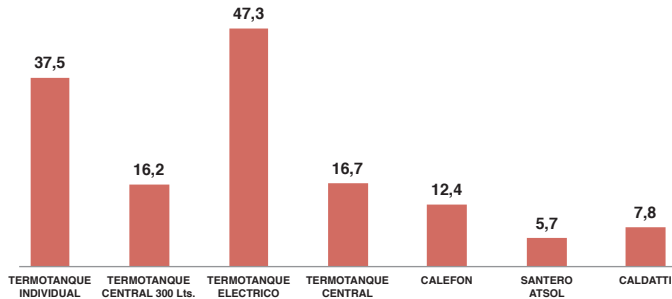
COMPARATIVA DE INVERSION DE CADA SISTEMA EN US\$



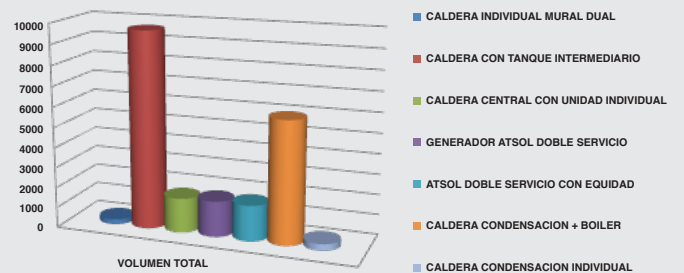
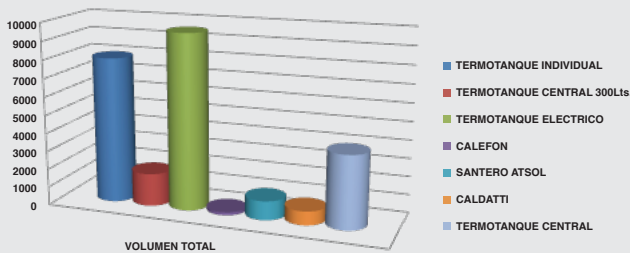
FACTIBILIDAD DE GAS EN M3 REQUERIDA PARA C/SISTEMA



SUPERFICIE TOTAL REQUERIDA EN M2 POR CADA SISTEMA



VOLUMEN TOTAL ACUMULADO DE AGUA CALIENTE DE CADA SISTEMA



RECUPERACION EN Lts/h DE A.C.S. CON SALTO TERMICO 20°

